




Everyday Leadership: essential skills for success at work


On-demand training to boost your interpersonal and workplace skills, at your own pace.



 **Ideal for** Emerging and aspiring leaders; employees at all levels

 **Gender** All genders

 **Duration** Four 60-minute modules; 4 months access to learning portal

 **Fees** \$575 + GST

 **Delivery** Self-paced online

About the program

Build a toolkit of workplace skills and leadership knowledge that will set you up for success. Whether you are starting out in a new role, stepping up in your team, or looking for some new approaches to common workplace challenges, this self-paced course is for you.

Discover our values-led approach to leadership development that centres emotional intelligence and embraces diversity and inclusion.

With four months access via our online learning portal, you can learn at your own pace, wherever you are.

Participant profile

This program is designed for emerging and aspiring leaders, and employees of all genders across all industries.



Learning Outcomes

In this program participants will:

Understand what leadership means in your current context

Discover your leadership style and values

Build skills for effective listening and communication

Develop conflict management skills using emotional intelligence

Enhance relationships through inclusion, trust and wellbeing practices



Program experience

This online program is self-paced and delivered through our online learning portal. You'll explore four online learning modules through video content, interactive content and self-reflection prompts.

Program Modules

Boost your interpersonal
and workplace skills

Your leadership style: identifying your
vision and values

Challenging conversations: skills
for handling conflict

Effective communication: skills for
influence and impact

Team dynamics: skills for building
relationships and trust

Fees

Standard fee: \$575+GST

Enquiries & enrolments

To find out more or enrol, contact
our friendly Program Advisors.



1300 938 571



enrolments@wla.edu.au

