




Schools Leadership Recharge Masterclass


Practical, evidence-based tools to help school leaders thrive in challenging times




 **Level** Leaders at all levels within schools

 **Gender** All genders

 **Duration** 3 hours

 **Delivery** Online delivery

 **Professional Learning** The program provides teachers with the equivalent of 3 professional learning hours

About the program

Right now, teachers and school leaders are working long hours, supporting the wellbeing of students and colleagues, and navigating staff shortages. Carers' load, vicarious trauma and burnout present ongoing challenges for school staff.

For leaders at all levels, renewing their own energy reserves and establishing sustainable leadership practices are more important than ever. Wellbeing and resilience are needed for school leaders – and their school communities – to thrive.

This 3-hour online masterclass explores practical strategies to recharge and lead effectively in the face of challenges. You will discover research-based skills and frameworks to help you manage your energy, support those around you, and build sustainable leadership practices.

Participant profile

This program is designed for leaders of all genders and at all levels within the schools sector.



Learning Outcomes

Support your personal and team wellbeing

Renew your capacity to lead your school with focus and enthusiasm

Connect with peers who are working towards similar goals

Gain transferable skills you can use for future challenges

Equip yourself with new mindsets and skills to help you, your colleagues and students thrive



Program experience

This 3-hour masterclass is delivered online. Led by an expert facilitator, you will engage with best-practice approaches to renew your leadership capacity, and gain skills and frameworks you can start using for immediate impact.

Program Themes

Leading in times of disruption and complexity

Applying trauma informed leadership principles

Understanding and leveraging your surge capacity

Understanding complex decision fatigue and how to manage it

Wellbeing for school leaders: resilience, personal accountability, wellbeing continuum


Building adaptive capacity


Fees

Early bird price: \$375 + GST pp
Standard program fee: \$425 + GST pp

Enquiries & enrolments

To find out more or enrol, contact our friendly Program Advisors.

 1300 138 037

 enrolments@wla.edu.au

“

Excellent session, empathetic to our needs and feelings and some very interesting concepts to explore. Loved the notion of surge capacity, that is something I am lacking at the moment.

Program participant

